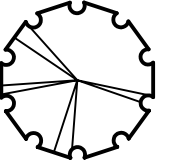
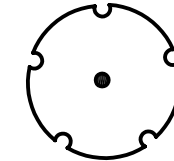
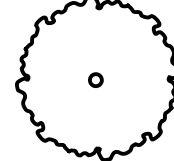


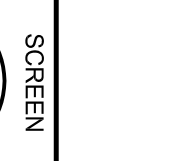
















PROPOSED PLANT PALETTE - TREES AND PALMS

TROPICAL TREE LEGEND				
SYMBOL	BOTANICAL NAME	COMMON NAME	CAL.	HT. W. COMMENTS
	STREET 1	CASIA JUSTILIA	6"	18' 6" CITY RECOMMENDED
		DELOIN REGIA	6"	25' 8" CITY RECOMMENDED
		FILICUM DECIPENS	6"	12' 4" CITY RECOMMENDED
	STREET 2	SPRINCEA CAMPANULATA	6"	14' 4" CITY RECOMMENDED
		AMSTEL KING	6"	12' 4" CITY RECOMMENDED
		FILICUM DECIPENS	6"	12' 4" CITY RECOMMENDED
	STREET 3	QUERCUS VIRGINIANA	8"	25' 8" CITY RECOMMENDED
		LIVE OAK	8"	25' 8" CITY RECOMMENDED
		QUERCUS VIRGINIANA	8"	25' 8" CITY RECOMMENDED
	STREET 4	BURSEA SINGAPORE	8"	22' 8" CITY RECOMMENDED
		CHINCHILLUM OLIVIFORME	8"	14' 10' CITY RECOMMENDED
		STREPTOCARPUS QUADRILOBULARE	8"	10' 8" CITY RECOMMENDED
	STREET 5	COCOLABIA DIVERSIFOLIA	6"	18' 4" CITY RECOMMENDED
		SEAL GRASS	4"	18' 20' CITY RECOMMENDED
		ROYAL PONCANA	8"	25' 8" CITY RECOMMENDED
	STREET 6	FICUS ALBERA	8"	25' 8" CITY RECOMMENDED
		QUERCUS VIRGINIANA	8"	25' 8" CITY RECOMMENDED
		SCARBERRY	6"	18' 4" CITY RECOMMENDED
	STREET 7	SPRINGBRO CAMPANULATA	6"	14' 4" CITY RECOMMENDED
		BAMBOO	2"	10' 3" CITY RECOMMENDED
		STREPTOCARPUS QUADRILOBULARE	4"	10' 8" CITY RECOMMENDED
	STREET 8	CONOCARPUS RECTUS	6"	12' 6" CITY RECOMMENDED
		SILVER BOTTLEWOOD	6"	12' 4" CITY RECOMMENDED
		AMSTEL KING	6"	12' 4" CITY RECOMMENDED
	STREET 9	FILICUM DECIPENS	6"	18' 6" CITY RECOMMENDED
		JAPANESE FERN TREE	4"	15' 8" CITY RECOMMENDED
		STRAWBERRY GUAVA	6"	14' 4" CITY RECOMMENDED
	STREET 10	QUERCUS VIRGINIANA	8"	25' 8" CITY RECOMMENDED
		LIVE OAK	8"	25' 8" CITY RECOMMENDED
		SILVER TRIUMPH TREE	6"	18' 4" CITY RECOMMENDED
	STREET 11	STREPTOCARPUS QUADRILOBULARE	4"	10' 8" CITY RECOMMENDED
		BEAUTY LEAF	4"	18' 6" CITY RECOMMENDED
		PITCH APPLE	4"	12' 6" CITY RECOMMENDED
	STREET 12	EUGENIA FOETIDA	4"	18' 6" CITY RECOMMENDED
		SPANISH STOPPER	4"	15' 8" CITY RECOMMENDED
		JAPANESE PRIVET	4"	15' 8" CITY RECOMMENDED
	STREET 13	LIQUISTRIA JAPONICA	12"	8' 4" CITY RECOMMENDED
		GIANT BIRD OF PARADISE	4"	6' 8" CITY RECOMMENDED
		CHRISTMAS PALM	4"	6' 8" CITY RECOMMENDED
	STREET 14	ADONIDIA MERILLII	4"	6' 8" CITY RECOMMENDED
		BISMARCK PALM	24"	14' 8" CITY RECOMMENDED
		CHAMADOREA CANAGCTARUM	4"	6' 3" CITY RECOMMENDED
	STREET 15	DYSPIS LUTESCENS	4"	10' 8" CITY RECOMMENDED
		ARECA PALM	8"	12' 4" CITY RECOMMENDED
		FOUNTAIN PALM	8"	12' 4" CITY RECOMMENDED
	STREET 16	PANDANUS LUTIS	24"	6' 8" CITY RECOMMENDED
		EREGIA PALM	4"	10' 8" CITY RECOMMENDED
		ALEXANDER PALM	8"	18' 4" CITY RECOMMENDED
	STREET 17	PTEROCARPUS ELEGANS	8"	18' 4" CITY RECOMMENDED
		QUEBRADA PALM	8"	10' 16" CITY RECOMMENDED
		LADY PALM	2"	6' 4" CITY RECOMMENDED
	STREET 18	THIRIAKX SPECIES	6"	12' 4" CITY RECOMMENDED
		MEXICAN FAN PALM	12"	20' 30" CITY RECOMMENDED
		FOX TAIL PALM	8"	14' 6" CITY RECOMMENDED
	STREET 19	WOOVETIA BIRCHATA	8"	14' 6" CITY RECOMMENDED
		ROYAL PALM	20"	25' CITY RECOMMENDED
		ROYAL PALM	20"	25' CITY RECOMMENDED
	STREET 20	PALM	12"	12' 30' CITY RECOMMENDED
		COCOS PALM	12"	12' 30' CITY RECOMMENDED
		COCOS PALM	12"	12' 30' CITY RECOMMENDED

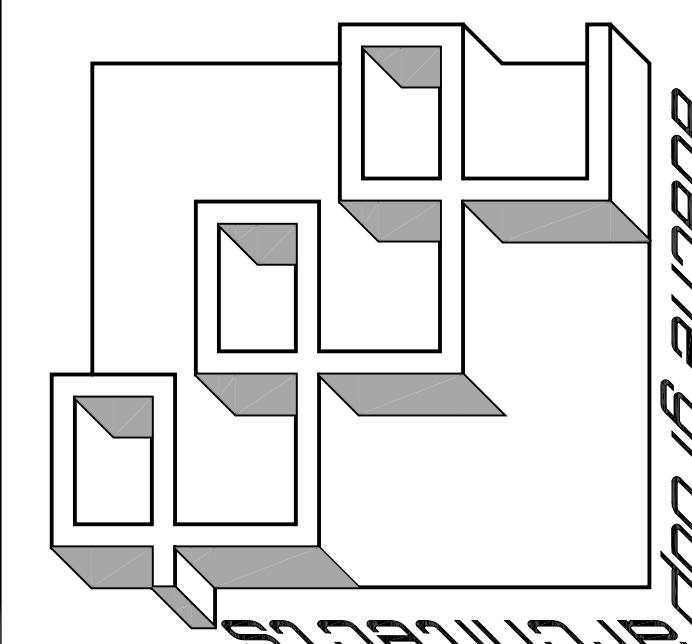
NOTE: 20% OF TREES TO BE FLORIDA NATIVES

IRRIGATION NOTES:

1. ALL LANDSCAPE AREAS WILL BE PROVIDED 100% IRRIGATION COVERAGE WITH AN AUTOMATIC IRRIGATION SYSTEM USING STAND-ALONE CONTROLLERS.
2. SHRUBS WILL BE CIRCUITED ON SEPARATE ZONES FROM TREES THEREBY CREATING SEPARATE HYDROZONES.
3. ALL IRRIGATED AREAS WILL BE SUPPLIED BY DOMESTIC WATER.
4. ALL CONTROL VALVES, GATE VALVES, QUICK CLOSING VALVES AND DRIP VALVE ASSEMBLIES WILL BE INSTALLED IN SEPARATE VALVE BOXES.
5. WHERE TURF OR PLANTED GROUND COVERS IS INTRODUCED INTO THE LANDSCAPE, STANDARD SPRAY HEADS WILL BE USED WITH MINERAL SPECTRUM VALVES TO PREVENT SOY BEAD SPRINKLING.
6. ALL TURF AREAS WILL BE DESIGNED USING STANDARD SPRAY HEAD ON 6" POP-UP BODIES WITH ENCLOSED.
7. GROUND COVER AREAS WILL BE DESIGNED USING A COMBINATION OF FIXED SPRAY HEAD, BOTH 12" POP-UP AND 6" POP-UP BODIES TO PREVENT SOY BEAD SPRINKLING.
8. THE CONTROLLERS WILL BE ELECTRIC, WALL MOUNTED INSIDE A STAINLESS STEEL, VANDAL RESISTANT ENCLOSURE.
9. THE CONTROLLER ENCLOSURES WILL BE LOCATED IN STRATEGIC LOCATIONS THROUGHOUT THE LANDSCAPE WITH LINE OF SIGHT OF ALL CONTROLLED AREAS.
10. ALL IRRIGATION DESIGN WILL ADHERE TO LOCAL WATER DISTRICT STANDARDS AND REGULATIONS.

SHRUBS

12



PROJECT DESIGN TEAM:

ARCHITECTS
ATACHE GROUP ARCHITECTS
550 SOUTH FEDERAL HIGHWAY, F.T.
FORT LAUDERDALE, FLORIDA 33309
E: info@atarchitect.com
P: (954) 484-7777 FAX: (954) 484-7834

M.E.P. ENGINEER

TYR ENGINEERS
6000 S. DIXIE AVE. SUITE 100
FORT LAUDERDALE, FLORIDA 33309
E: info@tyr-engineers.com
P: (954) 484-7777 FAX: (954) 484-7834

STRUCTURAL ENGINEER

TYR ENGINEERS
6000 S. DIXIE AVE. SUITE 100
FORT LAUDERDALE, FLORIDA 33309
E: info@tyr-engineers.com
P: (954) 484-7777 FAX: (954) 484-7834

CIVIL ENGINEER

CONSULTING ENGINEERING & SCIENCE, INC.
10700 FEDERAL DRIVE SUITE 400
FORT LAUDERDALE, FLORIDA 33309
E: info@ces-inc.com P: (954) 484-7777 FAX: (954) 484-7834

OWNER:

MARGARITAVILLE HOLLYWOOD
BEACH RESORT, LLC.
3501 N. OCEAN DRIVE
HOLLYWOOD, FLORIDA 33019

SEAL:

ISSUED FOR: TAC REVIEW

DATE: 9/03/2010

REVISIONS:

No. DATE REMARKS

DATE: 9/03/2010

SCALE: 1" = 30'-0"

DRAWN BY: MM

CHECKED BY: DA

JOB NO.: 10046

SHEET NO.:

FLORIDA LICENSE # AB0007073

ALL IDEAS, DESIGN, ARRANGEMENTS, PLANS AND SPECIFICATIONS INDICATED OR REPRESENTED BY THIS DRAWING ARE OWNED BY AND THE PROPERTY OF ATACHE GROUP ARCHITECTS AND WILL BE USED ONLY IN CONNECTION WITH THE SPECIFIED PROJECT. NO PART OF THESE IDEAS, PLANS, ARRANGEMENTS AND SPECIFICATIONS SHALL BE REPRODUCED OR TRANSMITTED IN ANY FORM OR BY ANY MEANS, ELECTRONIC OR MECHANICAL, INCLUDING PHOTOCOPYING, RECORDING, OR BY ANY INFORMATION STORAGE AND RETRIEVAL SYSTEM, WITHOUT PERMISSION IN WRITING FROM ATACHE GROUP ARCHITECTS. ANY PERSON, CORPORATION OR FIRM FOR ANY PURPOSE WHATSOEVER WITHOUT THE WRITTEN PERMISSION OF ATACHE GROUP ARCHITECTS SHALL BE IN VIOLATION OF THESE RESTRICTIONS. VISUAL CONTACT WITH THESE PLANS OR SPECIFICATIONS SHALL CONSTITUTE CONCLUSIVE EVIDENCE OF SUCH VIOLATION. ALL RIGHTS RESERVED. © 2010

SHEET TITLE: LANDSCAPE - TREE LEGEND & IRRIGATION NOTES

10/03/2010 12:58pm

Layout Name: Layout1

Plotted by: marlene

Drawing name: I:\0046\CAD\DESIGN DEVELOPMENT\1.01.dwg

10/03/2010 12:58pm

10/03/2010 12:58pm

10/03/2010 12:58pm

10/03/2010 12:58pm

10/03/2010 12:58pm

10/03/2010 12:58pm

10/03/2010 12:58pm

10/03/2010 12:58pm