

PROJECT DESIGN TEAM:

**ARCHITECTS**  
ATACHE GROUP ARCHITECTS  
550 SOUTH FEDERAL HIGHWAY, F.T.  
PALM BEACH, FLORIDA 33409  
P: (561) 858-1133 F: (561) 728-8159  
E: info@atache.com  
E: hick@atache.com  
**CREATIVE DESIGNER**  
PAT MCABRIDE CO.  
P: (855) 870-5277 F: (408) 382-0700  
P: (408) 382-0700 F: (408) 382-0700  
E: hick@atache.com  
**M.E.P. ENGINEER**  
TWR ENGINEERS  
8200 S. DIXIE AVE. #100  
P: (408) 670-0800 F: (408) 670-0800  
E: hick@atache.com  
**STRUCTURAL ENGINEER**  
TRC WORLDWIDE ENGINEERING  
15001 W. WILLOW BLVD. #100  
FORT LAUDERDALE, FLORIDA 33309  
(954) 484-7777 F: (954) 484-7834  
**CIVIL ENGINEER**  
CONSULTING ENGINEERING & SCIENCE, INC.  
10700 REMUDA DRIVE, SUITE 400  
MIAMI, FLORIDA 33156  
(305) 555-7400 F: (305) 555-7400

**OWNER:**  
MARGARITAVILLE HOLLYWOOD  
BEACH RESORT, LLC.  
3501 N. OCEAN DRIVE  
HOLLYWOOD, FLORIDA 33019



SEAL:

**ISSUED FOR:** TAC REVIEW  
**DATE:** 9/03/2010

**REVISIONS:**  
No. DATE REMARKS

**SHEET TITLE:**  
8TH FLOOR PLAN

ALL IDEAS, DESIGNS, ARRANGEMENTS, PLANS AND THIS DRAWING ARE OWNED BY AND THE PROPERTY OF ATACHE GROUP ARCHITECTS, INC. AND WERE CREATED IN CONNECTION WITH THE SPECIFIED PROJECT. NONE OF THESE IDEAS, PLANS, ARRANGEMENTS, AND/OR DESIGN SHALL BE REPRODUCED OR TRANSMITTED IN ANY FORM OR BY ANY MEANS, ELECTRONIC OR MECHANICAL, INCLUDING PHOTOCOPYING, RECORDING, OR BY ANY INFORMATION STORAGE AND RETRIEVAL SYSTEM, WITHOUT THE WRITTEN PERMISSION OF ATACHE GROUP ARCHITECTS, INC. ANY PERSON, CORPORATION OR FIRM FOR ANY REPRODUCTION OR TRANSMISSION OF THESE IDEAS, PLANS, ARRANGEMENTS, AND/OR DESIGN SHALL BE RESPONSIBLE FOR OBTAINING THE NECESSARY PERMISSIONS AND FOR OBTAINING THE NECESSARY FLORIDA LICENSE # AR0007073.

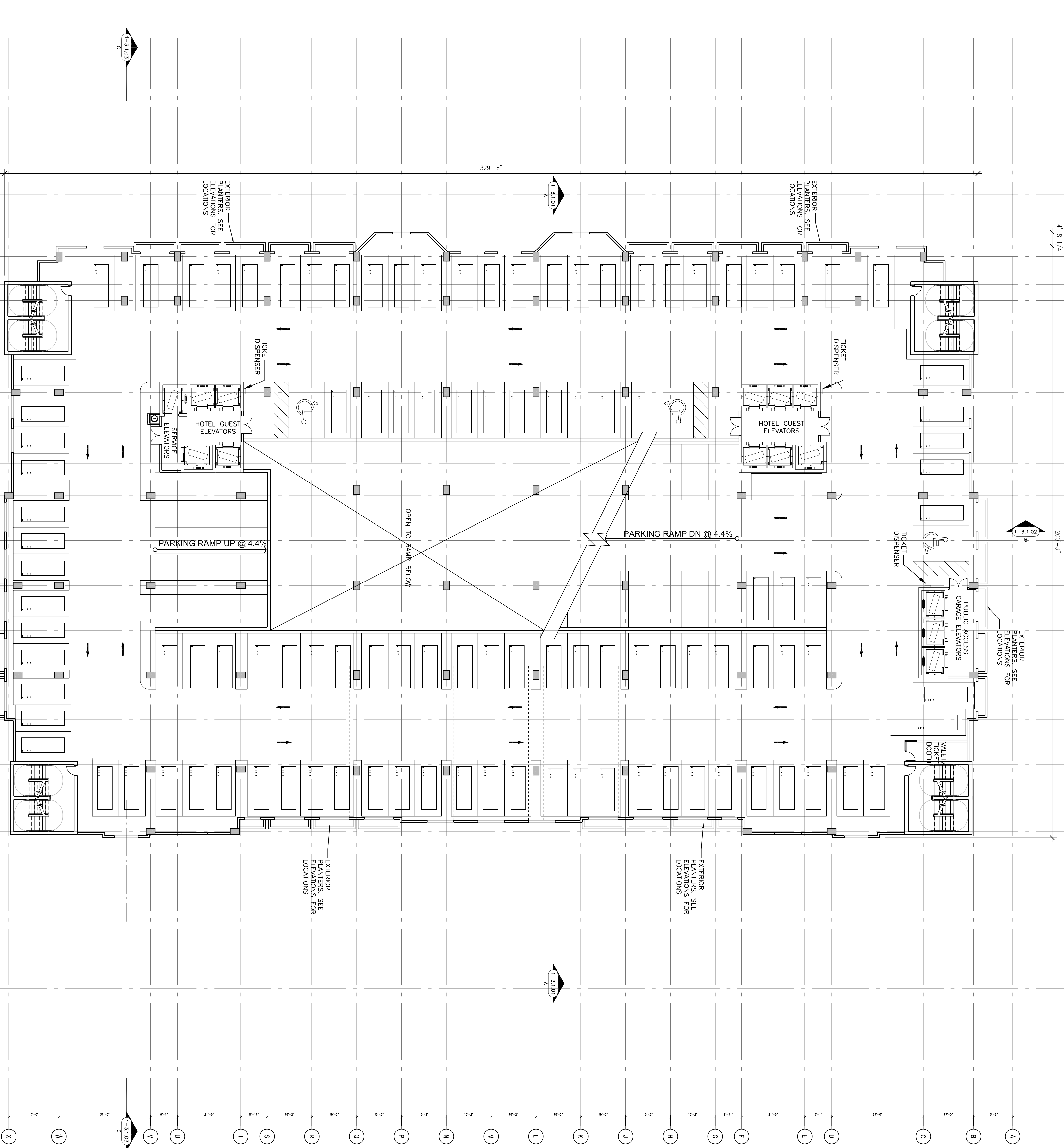
**DATE:** \_\_\_\_\_  
**SCALE:** 1/16"=1'-0"  
**DRAWN BY:** SW  
**CHECKED BY:** JB  
**JOB NO.:** 94.08A

**SHEET NO.:** \_\_\_\_\_

**A-1.3.08**

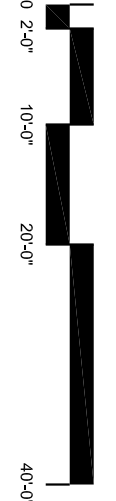
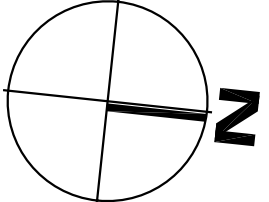
| SUMMARY OF PARKING PROVIDED |           |           |          |    |
|-----------------------------|-----------|-----------|----------|----|
| SHEET                       | FLOOR     | ELEVATION | # SPACES |    |
|                             |           |           | STD      | HC |
| A-1.3.03                    | 8TH-VALET | 28'-0"    | 12       | 6  |
|                             | RAMP      | 40'-0"    | 106      | 3  |
| A-1.3.04                    | 4TH       | 40'-0"    | 106      | 3  |
|                             | RAMP      | 49'-0"    | 110      | 3  |
| A-1.3.05                    | 5TH       | 58'-0"    | 110      | 3  |
|                             | RAMP      | 67'-0"    | 110      | 3  |
| A-1.3.06                    | 6TH       | 76'-0"    | 118      | 3  |
|                             | RAMP      | 85'-0"    | 120      | 3  |
| A-1.3.08                    | 8TH-VALET | 76'-0"    | 118      | 3  |
|                             | RAMP      | 85'-0"    | 120      | 3  |
| TOTAL                       |           |           | 810      | 21 |

NOTE: AUTOMOBILE MECHANICAL LIFTS ARE BEING USED. SEE PLAN FOR LOCATIONS. 2 SPACES FOR EVERY AUTO LIFT LOCATIONS - 219  
\*\*NOTE: HC = ACCESSIBLE PARKING SPACES REQUIRED FOR A PARKING LOT WITH A TOTAL OF 100 SPACES AND OVER = 20 + 1 ACCESSIBLE FOR EVERY 100 = 21 SPACES REQUIRED. 3 ARE VAN ACCESSIBLE



8TH FLOOR PLAN

A-1.3.08 SCALE: 1/16" = 1'-0"



OPEN AIR GARAGE  
VALET & ACCESSIBLE SPACES ONLY  
TOTAL PARKING SPACES  
THIS FLOOR -240