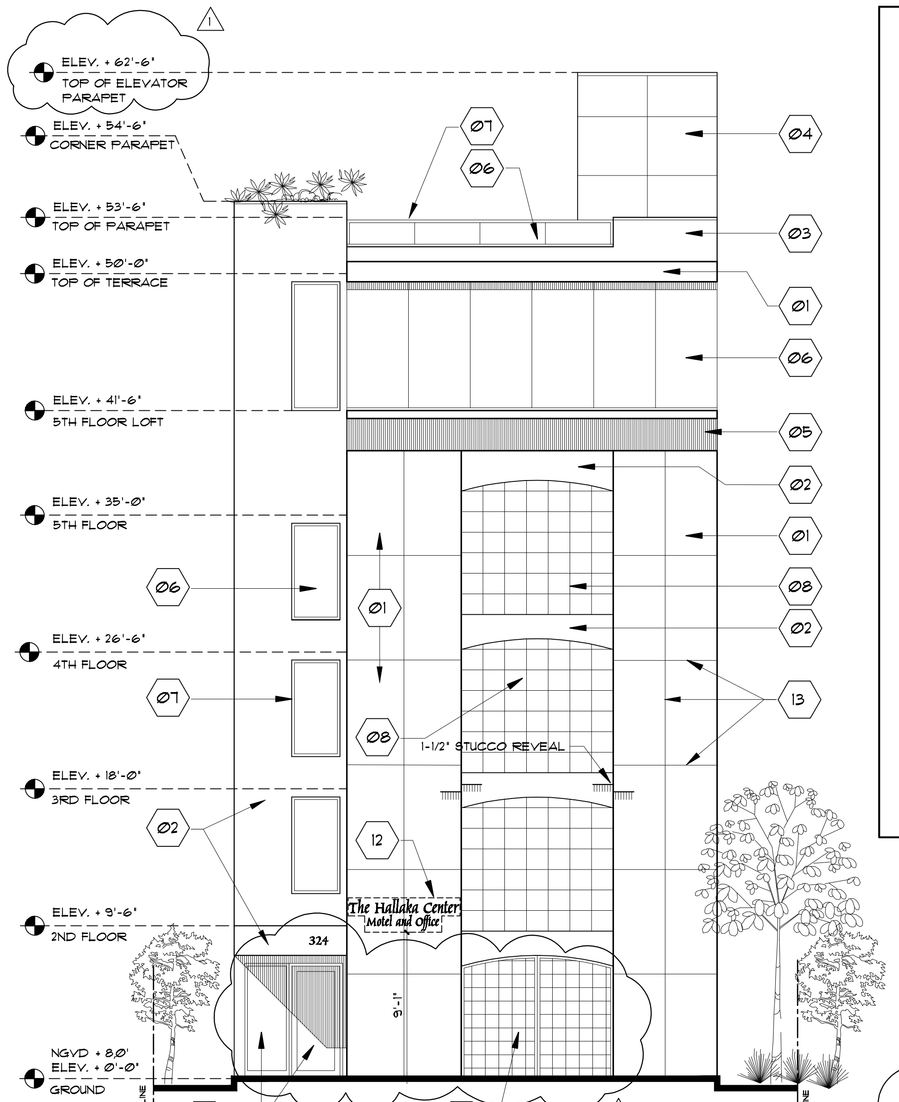

NORTH FRONT ELEVATION

SCALE: 3/16" = 1'-0"

COLOR COORDINATION CHART, MATERIALS AND FINISH TEXTURES

ALL COLORS BY SHERWIN WILLIAMS EXTERIOR USE PAINTS OR SIMILAR

01	CONCRETE STRUCTURE CLADDED WITH REFLECTIVE ALUMINUM PANELS COLOR SW-6988 DYNAMIC BLUE .- PANTONE PMS 293
02	TEXTURED STUCCO SURFACE FINISH.- SW-6793 BLUE BELL.- PANTONE PMS 292
03	SMOOTH STUCCO SURFACE FINISH.- SW-6791 LAUREN'S SURPRISE.- PANTONE PMS 290
04	SMOOTH STUCCO SURFACE FINISH.- SW-7006 EXTRA WHITE
05	ALUMINUM GRILL SW-7075 WEB GRAY PANTONE PMS 431
06	ALL WINDOW GLASS DARK-GRAY TINTED
07	WINDOW ALUMINUN FRAMES SW-7075 WEB GRAY PANTONE PMS 431
08	ALUMINUM GRILL SW-7075 WEB GRAY PANTONE PMS 431
09	METAL RAILING AT BALCONIES SW-7075 WEB GRAY PANTONE PMS 431
10	LED LIGHT LINE-FIXTURE SW-6920 CENTER STAGE.- PANTONE PMS 375
11	LED LIGHT LINE-FIXTURE SW-6907 FORSYTHIA PANTONE PMS 109
12	12.70 SF REVERSED CHANNELED LETTERS COLOR WHITE ILLUMINATED SIGNAGE AT 9'-1" HT
13	1/2" SCORE LINES
14	36" HT. APRON 1" STUCCO REVEAL SW-6794 FLYWAY.- PANTONE PMS 285

HIGH-WIND RESISTANT GLASS

ALL GLASS DOORS, WINDOWS AND FRAMES OF THIS PROJECT TO BE HURRICANE HIGH WINDS AND MISSILE IMPACT RESISTANT AS PER 2007 FBC

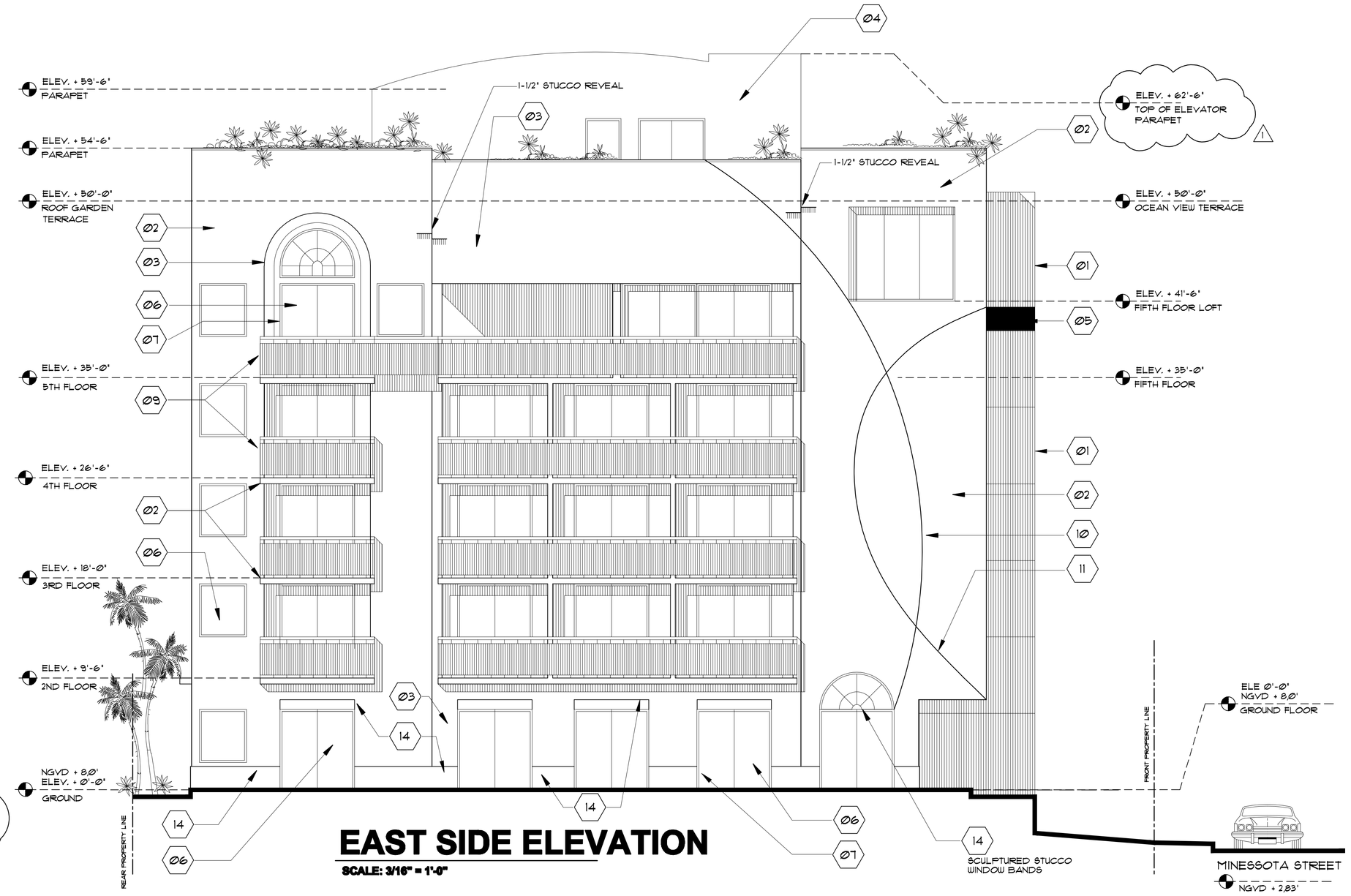

EAST SIDE ELEVATION

SCALE: 3/16" = 1'-0"

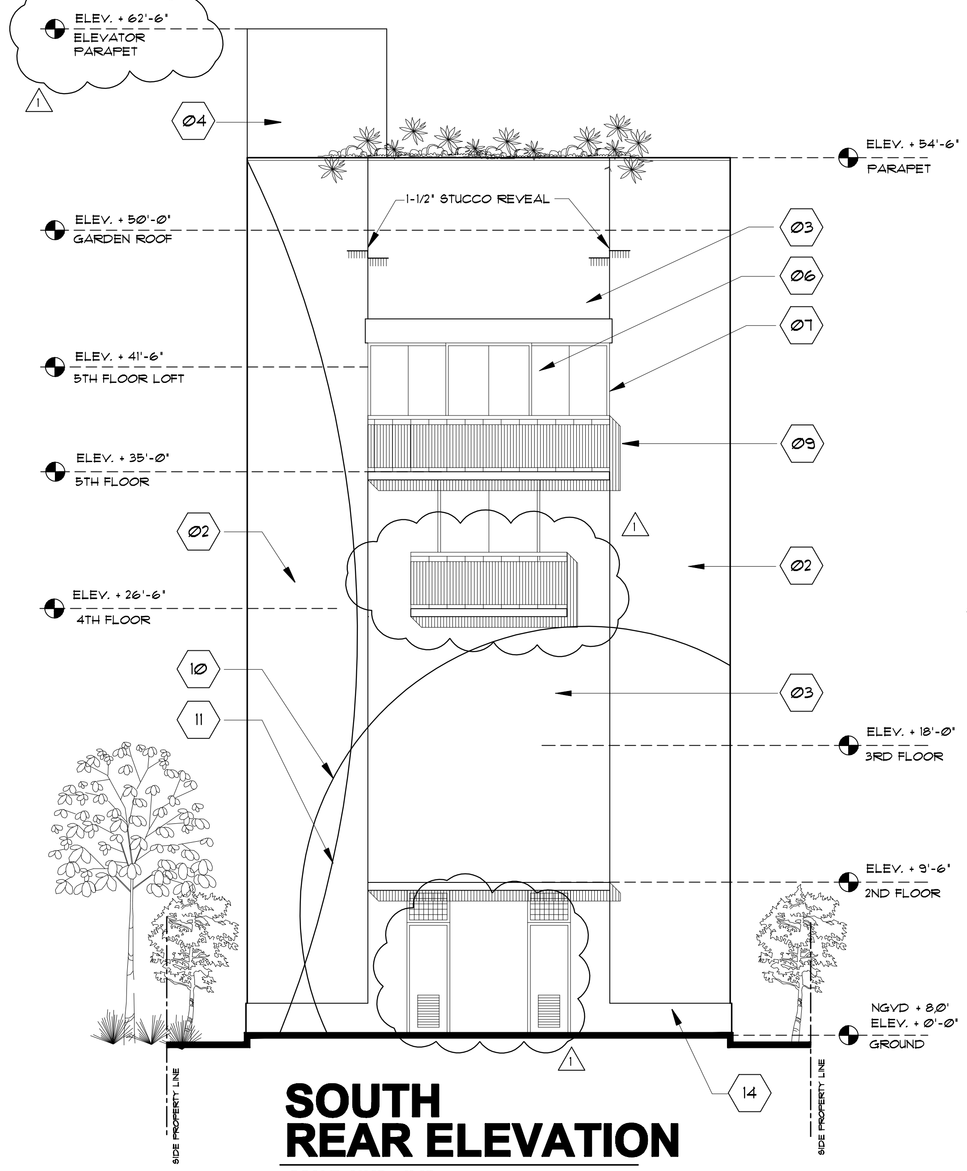

SOUTH REAR ELEVATION

SCALE: 3/16" = 1'-0"

SIGNAGE DESIGN CRITERIA

ARTICLE 8-4

REVERSE CHANNELED LETTERS WITH WHITE TRANSLUCENT FACE

ARTICLE 8-5-3A

MINIMUM 7'-5" ABOVE THE SIDEWALK

ARTICLE 8-5-B-2 AT BRT-25 DISTRICTS

ALLOWED MAX AREA= 30 SF

SECONDARY SIGN

ADDRESS NUMBER

ALLOWED 6" AT GROUND FLOOR OR 24" MAX ON PARAPET AT 3 STORY BLGS OR HEIGHER

SIGNAGE PROPOSED

AREA	12.70 SF LESS THAN 30 SF
HEIGHT	9'-1" ABOVE SIDEWALK
TYPE	REVERSED CHANNELED LETTERS WITH WHITE TRASLUCENT FACE
MATERIALS	ALUMINUM INDIVIDUAL ILLUMINATED LETTERS

SIGNAGE IS SUBJECT TO A SEPARATE PERMIT BY THE SIGNAGE CONTRACTOR

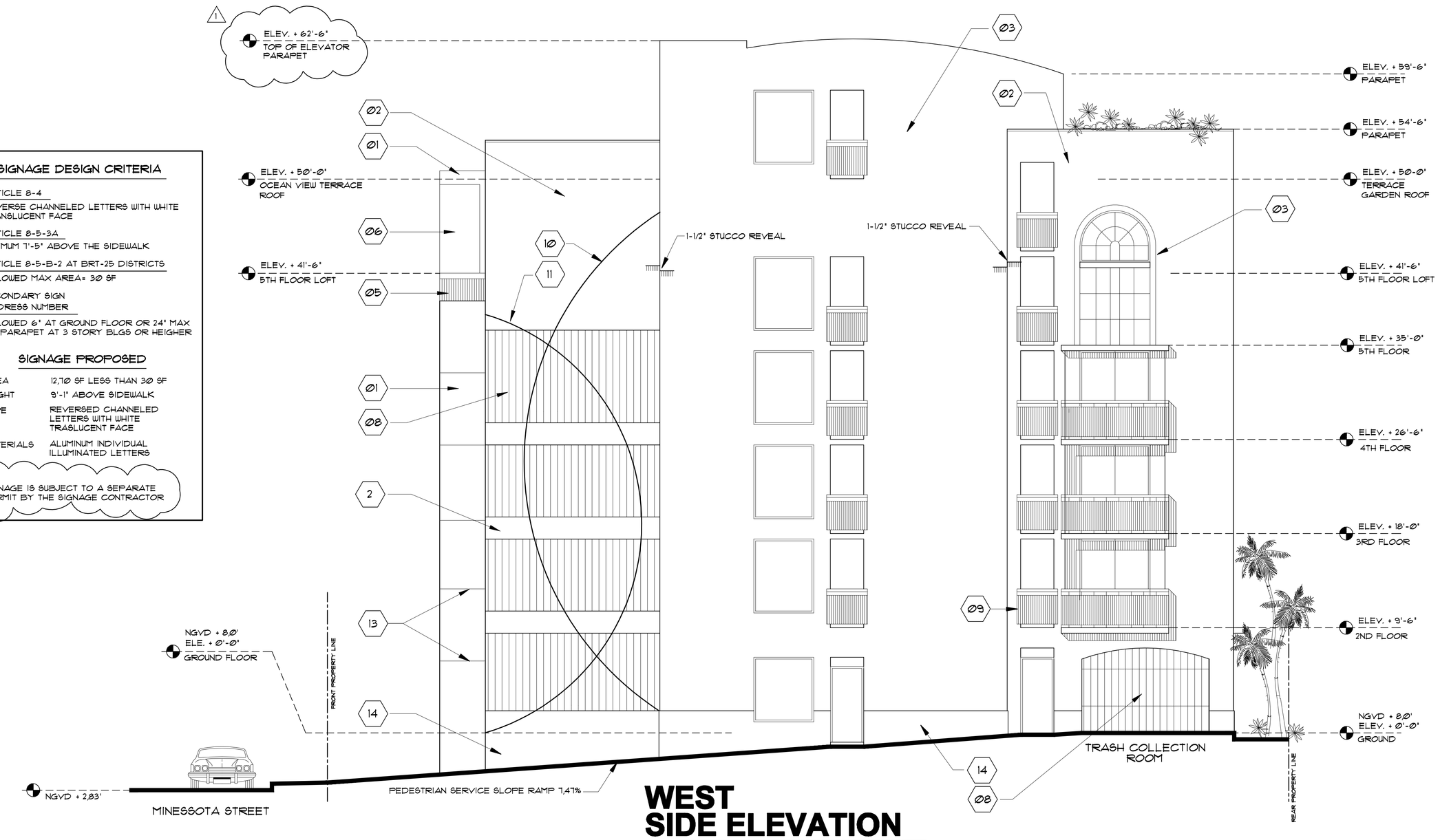

WEST SIDE ELEVATION

SCALE: 3/16" = 1'-0"

© THE DESIGNS AND DETAIL DRAWINGS SHOWN IN THIS PAGE HAVE ALL THE COPYRIGHTS RESERVED AND ARE THE LEGAL PROPERTY OF VICTOR ELIAS EISENSTEIN, AIA, ARCHITECT. - THEIR USE FOR REPRODUCTION, COPY OR DISTRIBUTION IS PROHIBITED UNLESS WRITTEN AGREEMENT IS GIVEN BY THE ARCHITECT AND THE PURCHASE OF THESE DRAWINGS IN NO WAY TRANSFERS ANY COPYRIGHT OR OTHER OWNERSHIP INTEREST ONLY TO THE CONTRACTED BUYER, EXCEPT FOR THE RIGHT TO BUILD ONE AND ONLY ONCE, THE SPECIFIED CONTRACTED WORK INDICATED THRU THE DETAILS AND SPECIFICATIONS GIVEN ON THESE DRAWINGS.

VEE
VICTOR ELIAS EISENSTEIN, AIA
ARCHITECT
BY THE DBPR STATE OF FLORIDA, BOARD OF ARCHITECTURE
PROJECT MANAGEMENT, PLANNING, QUALITY CONTROL
VICTOR@VEEARCH.COM
20355 NE 34 CRT SUITE 740
AVENTURA, FLA. 33180
786-229-1318

STATE OF FLORIDA VICTOR ELIAS EISENSTEIN AR 92121 REGISTERED ARCHITECT

STATE OF ISRAEL VICTOR ELIAS EISENSTEIN 41149 REGISTERED ARCHITECT

REPUBLICA DE COLOMBIA VICTOR ELIAS EISENSTEIN 01258 ARQUITECTO REGISTRADO

SEAL: VICTOR ELIAS EISENSTEIN, AIA AR 92121

THE HALLAKA CENTER
MOTEL AND OFFICES
324 MINNESOTA STREET, HOLLYWOOD, FLA. 33019

REVISIONS:

1 TAC COMMTS 6-01-10

SUBMITTAL:
TAC
PRELIMINARY SITE PLAN RESUBMITAL REVIEW

SCALE:	AS SHOWN
DATE:	7-31-10
PROJECT No:	
DRAWN BY: MONICA	CHECKED BY: VEE

PAGE No:

A-4